






Erosion and Sediment Control Example

Legend

-  Biodegradable Barrier
-  Disturbed Area
-  Surface Water Runoff Direction
-  Mast Arm Pole Foundation
-  Pedestal Pole
-  Type 1 Service Box
-  Streetlight Pole

General Notes

1. Best Management Practices (BMP's) shall be installed and maintained, as necessary, to reduce the amount of sediment or other pollutants in stormwater discharges associated with the project. All work shall be paid for at the lump sum price for Erosion and Sediment Control.
2. Do not perform any land disturbance until erosion and sediment control BMP's are in place and approved by the engineer.
3. These details are intended to convey typical locations and BMP's that may be necessary to contain erosion and sediment and in no way is intended to show all possible scenarios. The contractor shall be required to install all necessary BMP's at locations as determined in the field and as directed by the Engineer.
4. The contractor shall haul spoil material away as promptly as possible. If it is not practical to haul the material away that same day, all spoil piles shall be covered with tarps that are firmly staked down such that they are not blown off during high wind.
5. The contractor shall not place any spoil material on sidewalks or driveways or other hard surfaces that could contribute to sediment washing into storm discharges.
6. The contractor shall contain all concrete washout on site or make provisions to clean out in an established washout pit.
7. Filter socks or dewatering bags shall be used to contain sediment when pumping water out of pole foundation holes or other holes.
8. The contractor shall dig a containment pit to contain any material associated with directional boring.
9. Temporary erosion control blankets shall be used to cover disturbed areas that are waiting future sod restoration, especially when rainfall is forecast.