

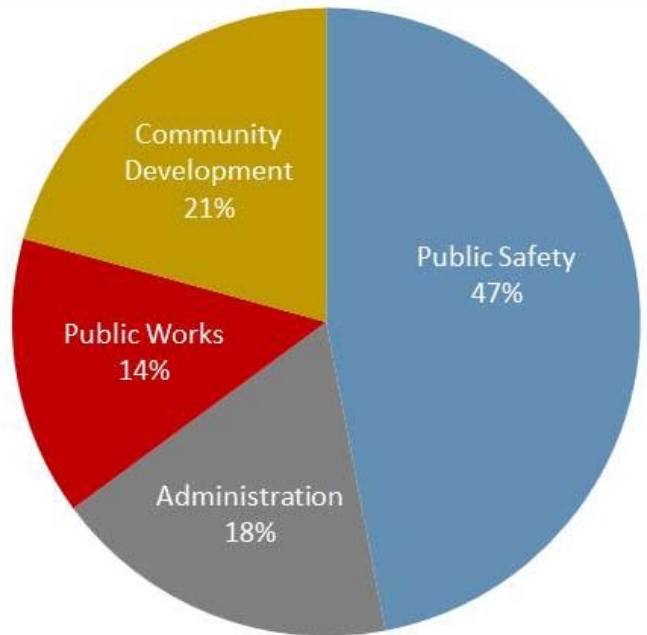


2020 Proposed Budget

August 2019

2020 City Budget

The Overland Park City Council will adopt a budget for fiscal year 2020 in August of 2019. The annual budget is the City's business plan to reflect the community's priorities and values through funding the services, programs and projects that maintain the quality of life in Overland Park. The City's total 2020 Budget is \$304,870,000, an increase of 3.4% over the 2019 Budget. The portion of the 2020 Budget allocated for operating expenses, which supports the daily operations of the City, totals \$139.0 million, a 3.7% increase. As depicted in the pie chart, nearly half of operating expenditures support the public safety functions of police and fire, while departments emphasizing the quality of life areas of Public Works and Community Development comprise another third of the total.



BUDGET ENHANCEMENTS: TARGETED SERVICE PRIORITIES

The 2020 Budget focuses on priorities identified by our community and the Governing Body:

Enhance public safety services, functions and resources:

- Enhances emergency response capabilities through additional dispatch capabilities.
- Provides additional resources dedicated to Police body camera implementation.
- Provides support personnel, equipment and resources to enable Police, Fire and Municipal Court to focus on primary public safety mission.
- Expands training and safety resources for the Police and Fire departments.

Invest in neighborhood preservation and community resources:

- Increases maintenance resources related to streets, facilities and traffic systems to preserve existing community assets.
- Enhances resources for parks and recreation amenities and services.
- Provides for enhanced services related to community development activity.

Maintains existing services supporting Overland Park residents' quality of life:

- Information technology investments support ongoing city operations and service delivery.
- Expands resources supporting citywide operations, administration and communications.

2020 Budget Enhancements

Public Safety



Infrastructure



Parks and Recreation

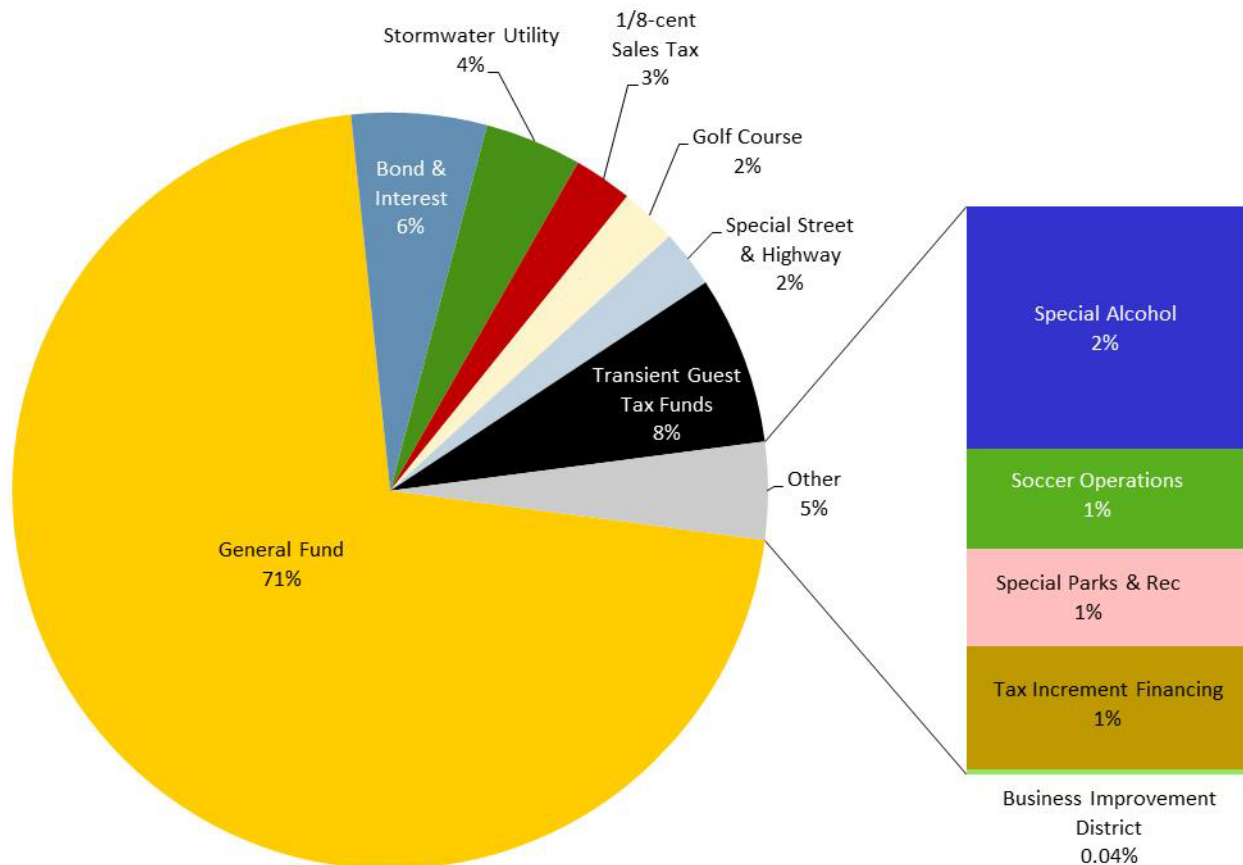


2020 Budget Highlights

- Continued modest **revenue** growth is projected. Based on the City's fiscal stability, no changes to the property tax rate are included. Citywide annual revenue is projected to increase 2.5%.
- Operational expenditures** are projected to increase 3.7%. Expenditure decisions are guided by the Overland Park City Council's strategic priorities, budget policies, long-range fiscal sustainability, legal mandates and service level prioritization. For 2020, additional resources have been allocated towards public safety, community resources, public infrastructure, facilities and technology, and preservation of services. **Major maintenance expenditures** are increasing 24%, while **capital expenditures** are remain steady. **Debt service** remains consistent with previous levels.
- The City's **5-Year financial plan** remains in compliance with established parameters. Projections are that revenues and expenditures during 2020-2024 will remain structurally balanced. 2024 ending cash is projected at 29.9%.

Overland Park's **financial structure** is based upon funds. Each fund is a distinct accounting entity used to record all financial transactions related to the specific purpose for which the fund was created. The General Fund, the City's primary fund, accounts for all money not required to be placed into designated-purpose funds. Most general municipal services are provide by the General Fund.

The citywide 2020 Budget is \$304.9M. Of this amount, \$217.3M is attributable to the General Fund.



Overland Park's Property Tax Rate

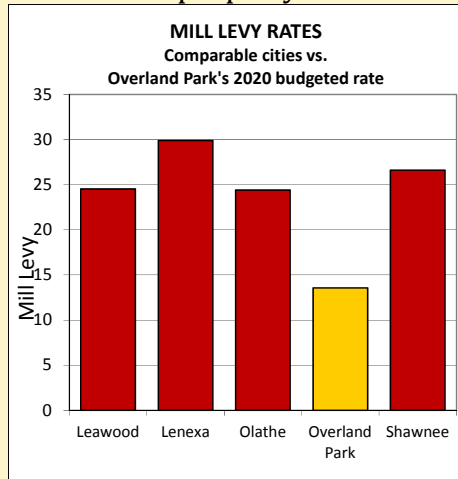
Property taxes provide funding for basic city services, including support for police services, fire services, streets and parks. All of these services are vital components of making Overland Park a safe and thriving community.

Property Type	Market Value	Tax Amount	Effective Tax Rate
Home	\$ 300,000	\$468	0.16%
Office Building	\$ 1,000,000	\$3,392	0.34%
Shopping Center	\$ 5,000,000	\$16,958	0.34%

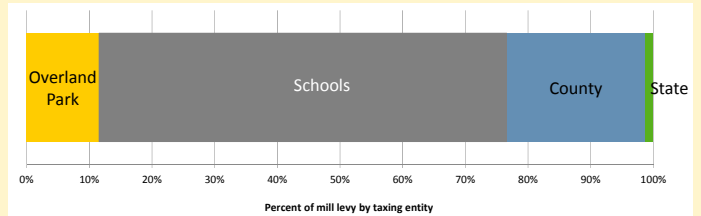
NOTE: 2020 amount based on estimated mill levy of 13.566 which will not be finalized until October, 2019.

Overland Park's ability to maintain its low tax rate reflects the strong economic condition of the community, the City's stable fiscal position, strong financial management, and continued regional economic expansion.

The proposed 2020 Budget as presented maintains a property tax rate of 13.566 mills. At 13.566 mills, the City's property tax rate is significantly lower than the property tax rates of similar communities within Johnson County, which are between 24 and 30 mills.



Overland Park's tax rate comprises between 11% and 14% of a property owner's total tax bill. Other entities' property tax rates include the State of Kansas (1.500 mills), Johnson County (26.013 mills), school districts (between 52.427 mills to 70.665 mills) and Johnson County Community College (9.266 mills). An Overland Park property owner's total property tax rate is between 102 and 121 mills, depending on the property location's school district.



PERSONNEL

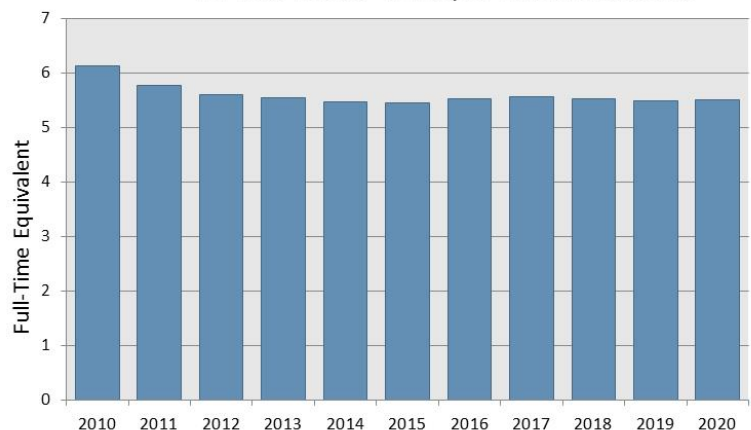
In order to deliver services to its residents, the 2020 budget proposes the City will be staffed with 1,104.1 full-time equivalent (FTE) positions, including 17 FTEs additions included in the 2020 budget.

With these new positions, the City is able to address targeted priorities in the areas of public safety, public infrastructure and community quality.

Over the last decade, while the population of Overland Park has grown over 15%, the City's total FTE count has remained constricted though streamlining efforts, consolidation and implementation of technology. The City currently employs 5.5 FTEs for every 1,000 residents, compared to 6.1 FTEs in the 2010 budget.

Area	Position	FTE	Area	Position	FTE
Public Safety	Police Dispatcher	4.00	Community Dev	Parks Mechanic	1.00
Public Safety	Police Dispatch Supervisor	1.00	Community Dev	Landscape Maint Coordinat	1.00
Public Safety	Police Motorist Assist	0.48	Community Dev	Art Assistant	0.48
Public Safety	Police Fleet Technican	0.18	Community Dev	Farmers Market Attendant	0.24
Public Safety	Fire Logistics Officer	1.00	Administration	PC Technician	2.00
Public Safety	Fire Training Officer	1.00	Administration	Systems Analyst	1.00
Public Safety	Municipal Court Judge	0.12	Administration	Facilities Crew Leader	1.00
Public Works	ROW Clerk	0.48	Administration	HR Administrative Assistan	0.50
Public Works	PW Fleet Technician	1.00			
Public Works	PW Inventory Clerk	0.52			
TOTAL					17.00

10 Year Trend - FTEs per 1,000 residents



GENERAL FUND REVENUES

The General Fund is the City's primary operating fund. All revenue not required to be placed in special purpose funds is received in the General Fund. The General Fund's annual revenue portfolio is diversified between property taxes, sales taxes and user fees. Overall, the City is projecting 2020 General Fund annual revenues to grow by 2.0% over budgeted 2019 revenues.

Sales Taxes are anticipated to growth \$1.5 million, or 2.0%, over the 2019 Budget (1.8% over 2019 estimates).

Property Tax revenues reflect an estimated 4.7% increase in assessed valuation applied to a stable property rate. This results in a projected revenue increase of 4.9% for the 2020 Budget.

City Generated revenues include user fees collected for city programs, franchise taxes, fines and licenses. These revenues are projected to decrease 2.0% based on current activity related to development, fees, fines and franchise taxes.

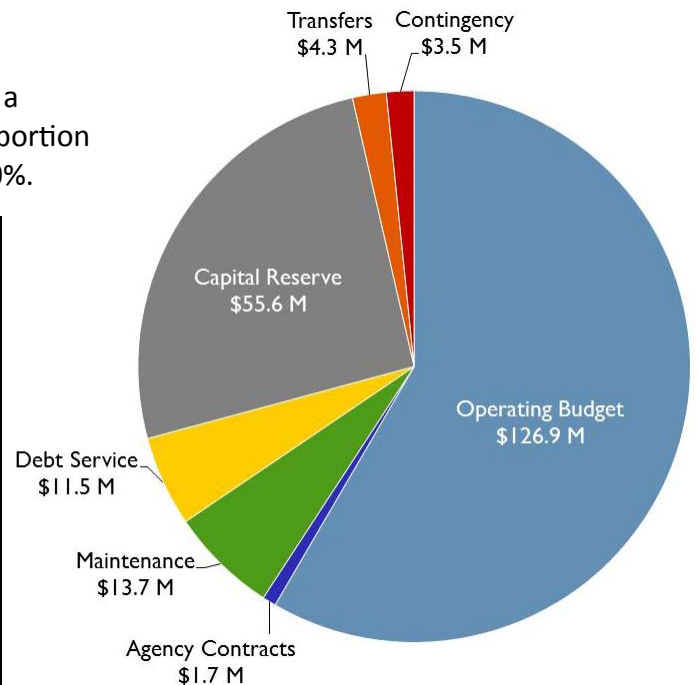
Intergovernmental Revenue is comprised of the state pass-through Liquor-by-the-Drink tax. This revenue is expected to remain increase 4.7% in 2020.

	2019 Budget	Proposed 2020 Budget	Change
Current Revenues By Category:			
Sales Tax	\$ 77,060,000	\$ 78,580,000	2.0%
Property Tax	51,015,000	53,511,000	4.9%
City Generated	35,920,000	35,214,000	-2.0%
Intergovernmental	1,500,000	1,570,000	4.7%
Total	\$ 165,495,000	\$ 168,875,000	2.0%
Beginning Fund Balance	44,400,000	48,075,000	8.3%
Transfers	300,000	300,000	0.0%
Total	\$ 210,195,000	\$ 217,250,000	3.4%

GENERAL FUND EXPENDITURES

Proposed 2020 budgeted General Fund expenditures are \$217.3M, including \$126.9M of operating expenditures to support the day to day operations of the City. As primarily a service organization, personnel costs comprise the largest portion of the General Fund operating budget, at approximately 80%.

	2019 Budget	Proposed 2020 Budget	Change
Expenditures By Purpose:			
Wages & Benefits	98,320,000	101,270,000	3.0%
Commodities	4,732,697	5,070,000	7.1%
Contracts	15,886,623	17,005,000	7.0%
Operating Equipment	3,525,000	3,525,000	0.0%
Operating Budget	\$ 122,464,320	\$ 126,870,000	3.6%
Agency Contracts	\$ 1,395,680	\$ 1,725,000	23.6%
Maintenance	10,560,000	13,715,000	29.9%
Debt Service	11,500,000	11,500,000	0.0%
Capital Reserve	56,025,000	55,640,000	-0.7%
Transfers	4,250,000	4,300,000	1.2%
Contingency	4,000,000	3,500,000	-12.5%
Total	\$ 210,195,000	\$ 217,250,000	3.4%



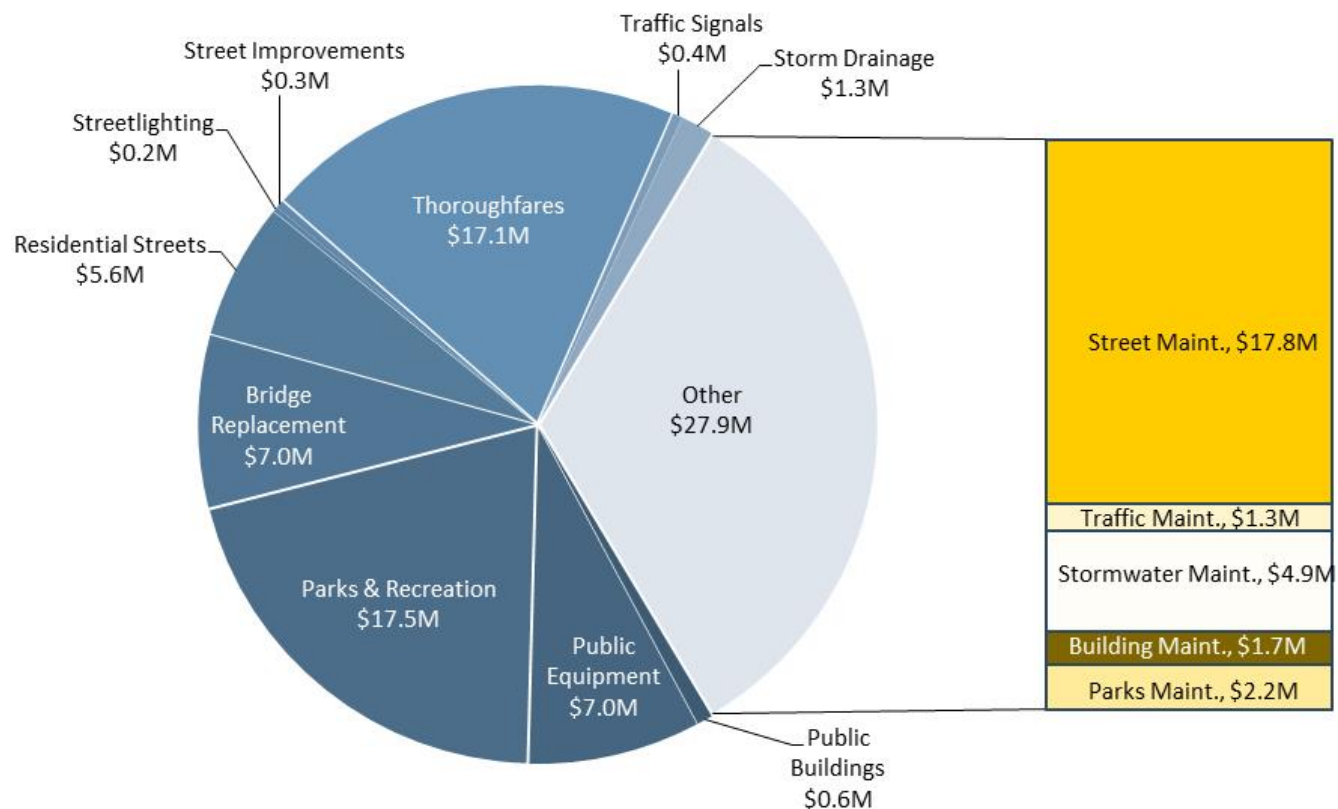
Want more information about the 2020 Budget?

Visit Overland Park's website:

<http://www.opkansas.org/budget>

CAPITAL AND MAINTENANCE BUDGETS

Overland Park plans for large capital and major maintenance expenditures as part of its a five-year financial planning process. The Capital Improvement Program (CIP) and the Maintenance Improvement Program (MIP) are expenditure plans which provide the city with the financial strategy for infrastructure improvements. Major projects can require multiple years to strategically plan, design, fund and eventually construct or execute. The CIP and MIP are updated annually to revise, revamp and add projects or appropriations while evaluating priorities and required funding. Funding for first year of the CIP's and MIP's programmed expenditures are included as appropriations through the annual budget process. 2020 planned project expenditures are \$57.0M for capital and \$27.9M for maintenance, for a combined total of \$84.9M.



Major projects for 2020 include:

CAPITAL IMPROVEMENT PROGRAM

Parks & Recreation

2020 Park Improvements	\$675,000
Arboretum and Botanical Gardens Visitor Center	\$11,050,000
Strang Park Redevelopment	\$2,000,000
Young's Aquatic Center Renovation - Phase 1	\$2,900,000

Public Equipment

Fire Truck Replacements	\$2,165,000
2020 Police Technology	\$750,000
City Two-Way Radio Replacement	\$900,000
Fire Self-Contained Breathing Apparatus (SCBA) Re	\$785,000
Police Body Worn Cameras	\$600,000

Bridge Replacement

167th Street Bridges over Coffee Creek	\$7,020,000
--	-------------

Residential Street Program

2020-2022 Neighborhood Streets Reconstruction	\$5,550,000
---	-------------

Street Improvements

135th & Pflumm Intersection Improvements	\$145,000
Vision Metcalf Studies	\$175,000

Thoroughfares

159th Street, Quivira to Pflumm	\$2,440,000
167th Street, Antioch to Metcalf	\$800,000
179th Street, Metcalf Avenue to U.S. 69 Highway	\$1,710,000
Quivira Road, 159th to 175th	\$10,700,000
Switzer Road, 159th to 167th	\$900,000

Storm Drainage

2020 Preliminary Stormwater Engineering Studies	\$420,000
2020-2021 Storm Drainage Improvement	\$900,000

MAINTENANCE PROGRAM

Building Maintenance

2020 Building Maintenance	\$500,000
Fire Training Center Roof Replacement	\$400,000
Scafe Justice Center Locker Room Remodel	\$525,000

Parks Maintenance

2020 Park and Rec Facility Maintenance	\$975,000
2020 Playground Replacement	\$350,000
Park Restroom and Shelter Replacement	\$860,000

Stormwater Maintenance

86th and Lamar Storm Sewer Repair	\$3,930,000
2020-2021 Major Storm Sewer Repair	\$1,000,000

Street Maintenance

2020 Curb Maintenance Repair Program	\$1,140,000
2020 Street Maintenance Repair Program	\$14,745,000
Park and Rec Parking Lot Repair & Replacement	\$400,000
Scafe Parking Lot & Security	\$1,555,000

Traffic Infrastructure Maintenance

Streetlight LED Conversion	\$425,000
2020 Traffic Major Maintenance	\$650,000